

1. Layout all pieces and check against parts list for missing items. See chart below.
2. Loosely assemble upper and lower cones in an overlapping pattern. Make sure all nuts are located on the lower side of the assembly. See figure 1.
3. Locate and assemble brackets to upper and lower cone sections as shown. See figure 2.
4. Tighten all bolts securely.
5. Slide slotted end of extension onto bent end of bracket as shown. Bolt other end of extension to bin collar.

Parts List				
Item #	Quantity	Part #	Description	
1	3	SPD-2020	Bracket	
2	3	SPD-2021	Upper cone section	
3	3	SPD-2022	Lower cone section	
4	15	S-1101	1/4-20 x 1/2" hex head bolt	
5	15	S-1102	1/4-20 hex nut	
6	3	SPD-2079	Extension	

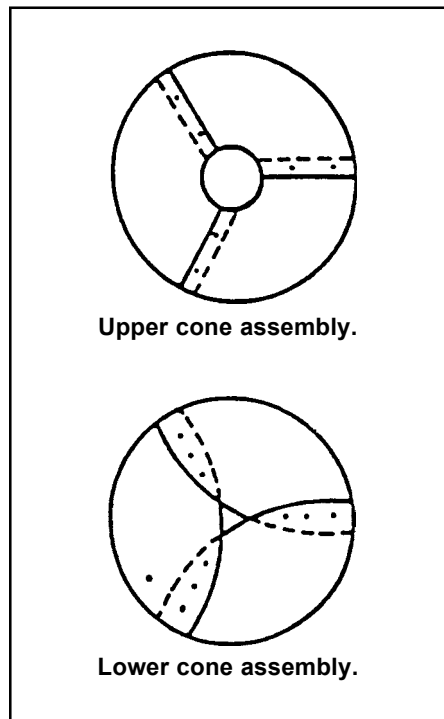


Figure 1.

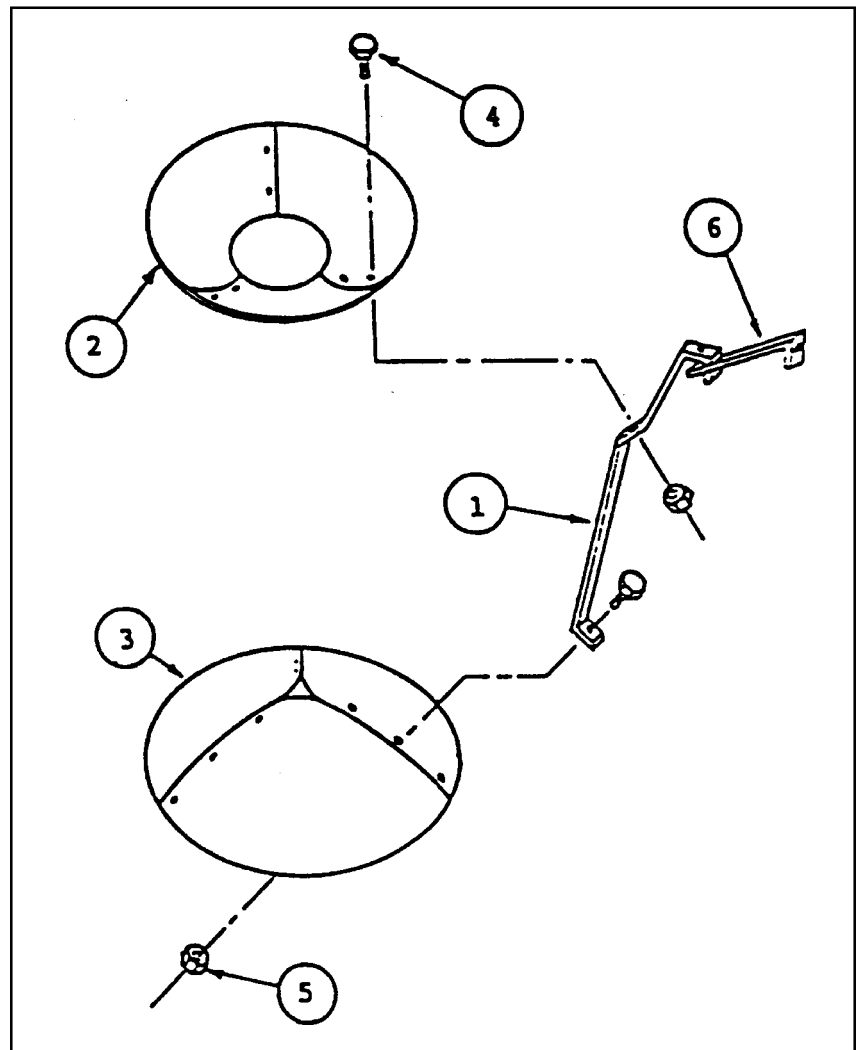


Figure 2.

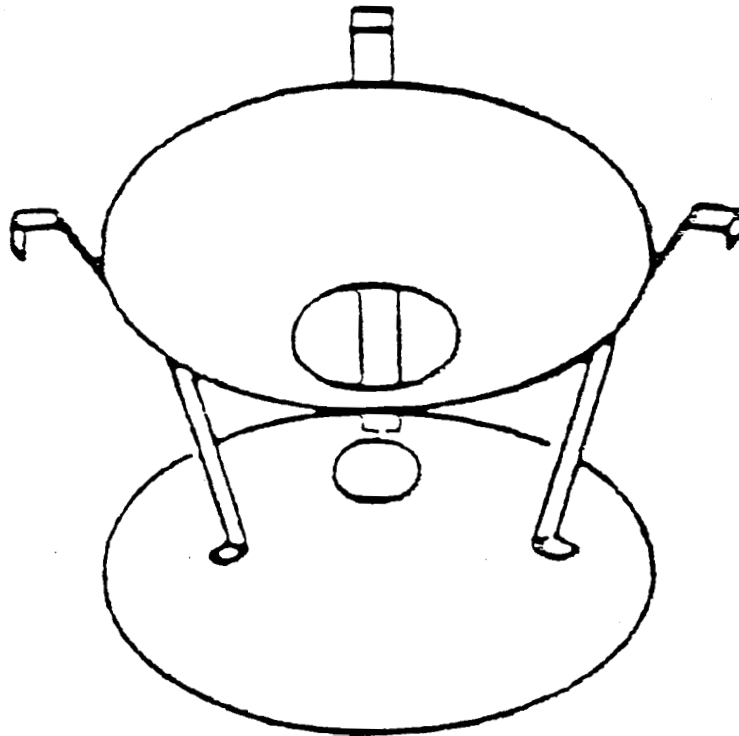


Figure 3. Assembled cone deflector.