


PNEG-1407 100 SERIES J6-05 - J6-08 JUMPER WIRE

Dryer Control Panel.

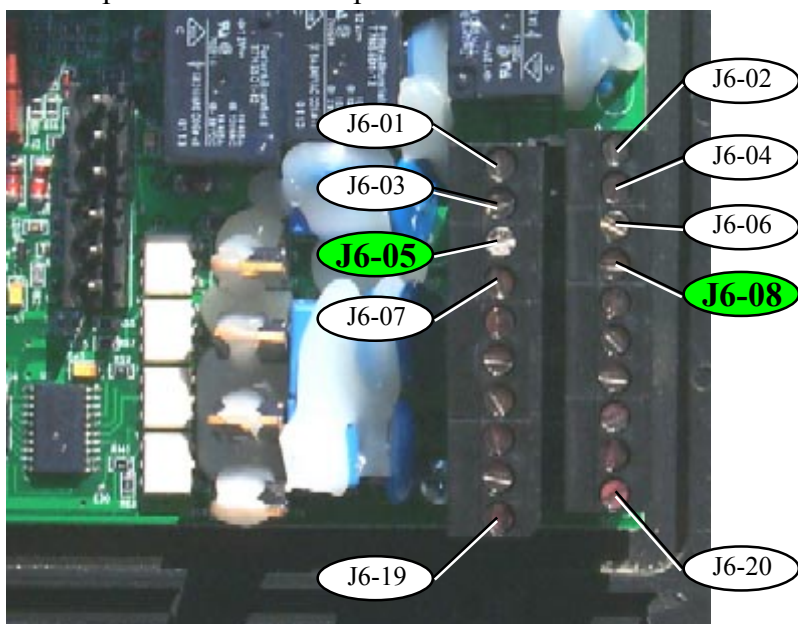


Back side of computer display board.



J6 Terminal strips.
Terminals J6-01 thru
J6-20.


Close up of J6 terminal strips.



**The J6 terminal strips are two strips with ten terminals on each strip. The left strip is the odd numbered J6 terminals (i.e. J6-01, J6-03,... J6-19). The right strip is the even numbered J6 terminals (i.e. J6-02, J6-04,... J6-20).

If there is a black jumper wire between J6-01 and J6-05 then disconnect the jumper wire at terminal J6-01 and reconnect it at terminal J6-08. See photos at the bottom of the page.

Jumper J6-01 - J6-05 is incorrect.



Jumper J6-05 - J6-08 is correct.

