

PNEG-1452 GRAIN INVERTER PLACEMENT

One Module Dryers -- Grain inverters are located midway in the vertical section of the grain columns above the grain high limit conduit. (Dryer operation will be limited to All Heat Continuous Flow mode only.)

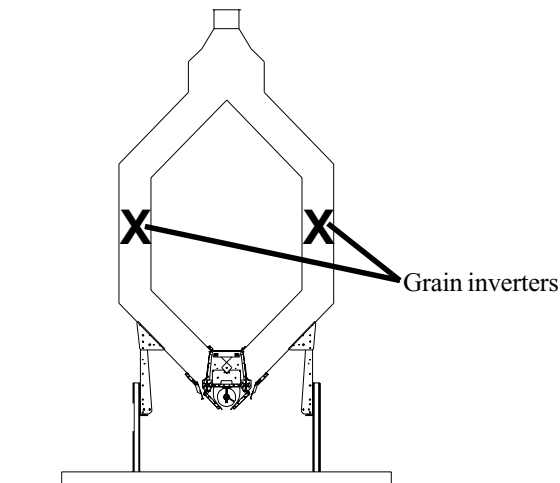
***NOTE:** *Grain Inverters should not be used in a two fan single module (1200 series) dryer as the inverters can not be located to work best in dry and cool mode.*

Two Module Dryers -- Grain inverters are located in the short vertical section between both modules.

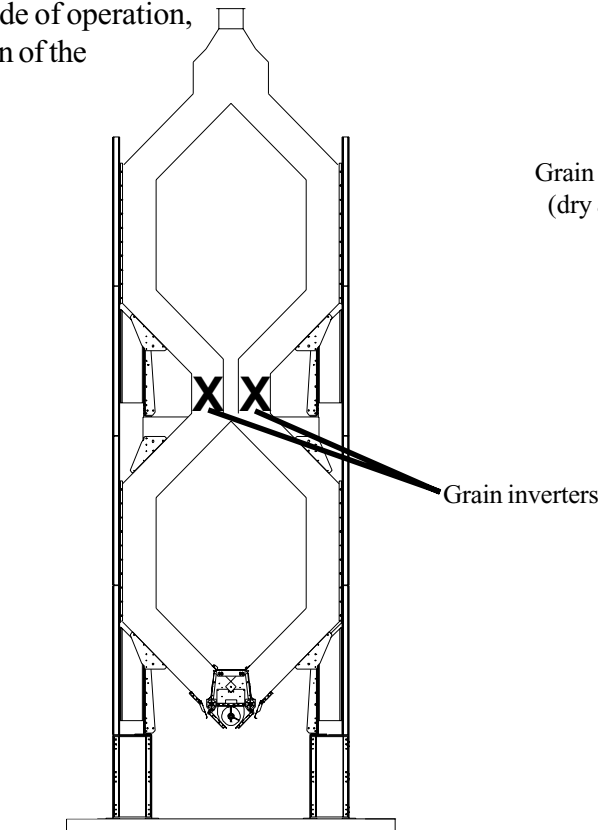
Three Module Dryers -- There are two possible locations for the grain inverters in a three module application depending on how the dryer will be used:

1.) If the dryer is to be used in the dry & cool mode of operation, grain inverters are located in the short vertical section between top and middle modules.

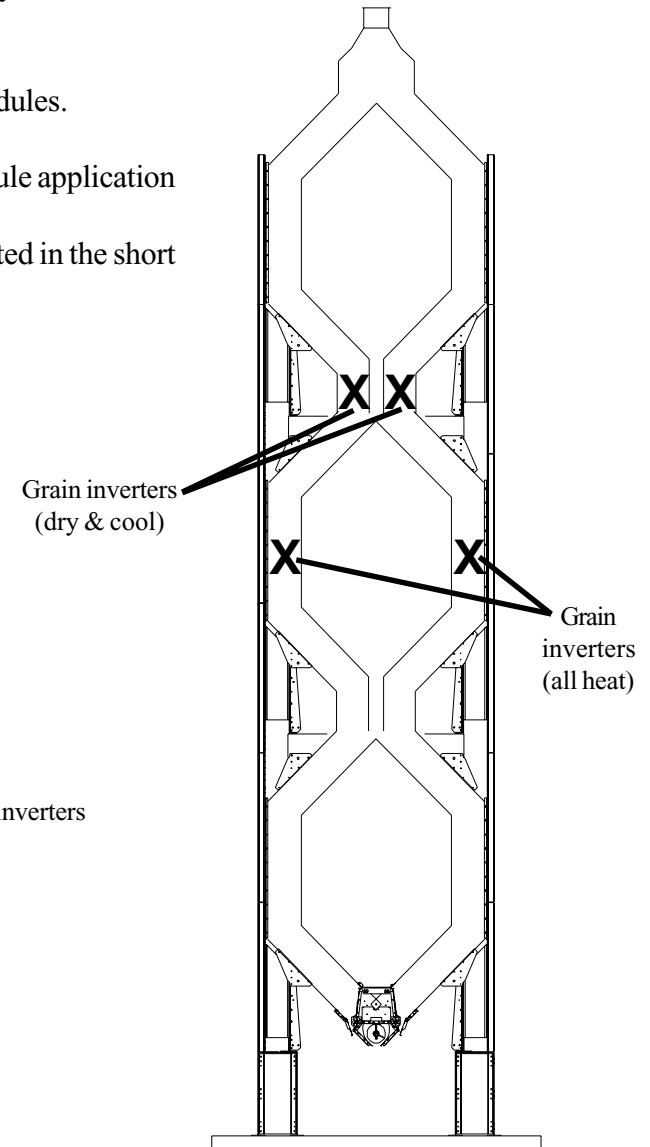
2.) If the dryer is to be used in the all heat mode of operation, grain inverters are located midway in the vertical section of the grain columns of the middle module.



Grain inverter locations for single module dryers.



Grain inverter locations for two module dryers.



Grain inverter locations for three module dryers.